

2016

LOCAL GOVT SERVICE

2016 JAN -4 AM 11:16

RECEIVED

Camden Redevelopment Agency
Authority Budget

<http://camdenredevelopment.org/>

Department Of



Community
Affairs

Division of Local Government Services

State of New Jersey
Department of Community Affairs
Division of Local Government Services

**2016 AUTHORITY BUDGET
TRANSMITTAL PACKAGE**


Submit all budget related materials in one package to: *Bureau of Authority Regulation Affairs, Division of Local Government Services, 101 South Broad Street, P.O. Box 803, Trenton, NJ 08625-0803*. Also submit both the Excel budget file a pdf copy of the budget package (*introduced and adopted*) to authoritiesunit@dca.nj.gov with the name of the authority in the subject line. Check the box of each item to indicate that it is included in budget or has been completed.

2016 Authority Budget Document

- 2 copies of the budget document
- Authority Name and Fiscal Year are filled in
- Signature blocks on Pages C-2, C-3, C-4 and C-6 are filled in along with title, address, e-mail address, phone number and fax number
- Resolution of the Authority Commissioners approving the introduced budget is enclosed with properly recorded vote
- Proposed hearing date for adoption of Budget reflected in Authority Budget Resolution
- Authority Budget Resolution is signed with original hand written signature
- Budget Narrative and Information Section is complete

Capital Budget (Page CB-1 through CB-5)

- Authority Name and Fiscal Year are filled in
- Signature blocks on Page CB-1 are filled in along with title, address, e-mail address, phone number and fax number
- Capital Budget message is complete

Official's Signature:			
Name:	Johanna S Conyer		
Title:	Director of Finance		
Address:	520 Market Street, Suite 1300 Camden, NJ 08101		
Phone Number:	856-968-3544	Fax Number:	856-968-3541
E-mail address:	joconyer@ci.camden.nj.us		

2016 AUTHORITY BUDGET

Certification Section

2016

Camden Redevelopment Agency

AUTHORITY BUDGET


FISCAL YEAR: FROM January 1, 2016 TO December 31, 2016

For Division Use Only

CERTIFICATION OF APPROVED BUDGET

It is hereby certified that the approved Budget made a part hereof complies with the requirements of law and the rules and regulations of the Local Finance Board, and approval is given pursuant to N.J.S.A. 40A:5A-11.


State of New Jersey
Department of Community Affairs
Director of the Division of Local Government Services

By:  Date: 12/18/15

CERTIFICATION OF ADOPTED BUDGET

It is hereby certified that the adopted Budget made a part hereof has been compared with the approved Budget previously certified by the Division, and any amendments made thereto. This adopted Budget is certified with respect to such amendments and comparisons only.

State of New Jersey
Department of Community Affairs
Director of the Division of Local Government Services

By:  Date: 1/27/16

2016 PREPARER'S CERTIFICATION


CAMDEN REDEVELOPMENT AGENCY

AUTHORITY BUDGET

FISCAL YEAR: FROM: January 1, 2016 **TO:** December 31, 2016

It is hereby certified that the Authority Budget, including both the Annual Budget and the Capital Budget/Program annexed hereto, represents the members of the governing body's resolve with respect to statute in that: all estimates of revenue are reasonable, accurate and correctly stated; all items of appropriation are properly set forth; and in itemization, form and content, the budget will permit the exercise of the comptroller function within the Authority.

It is further certified that all proposed budgeted amounts and totals are correct. Also, I hereby provide reasonable assurance that all assertions contained herein are accurate and all required schedules are completed and attached.

Preparer's Signature:			
Name:	Johanna S. Conyer		
Title:	Director of Finance		
Address:	520 Market Street, Suite 1300 Camden, NJ 08101		
Phone Number:	856-968-3544	Fax Number:	856-968-3451
E-mail address	joconyer@ci.camden.nj.us		

2016 APPROVAL CERTIFICATION

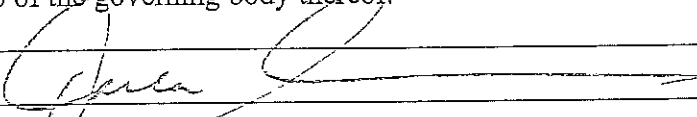
CAMDEN REDEVELOPMENT AGENCY

AUTHORITY BUDGET

FISCAL YEAR: **FROM:** January 1, 2016 **TO:** December 31, 2016

It is hereby certified that the Authority Budget, including all schedules appended hereto, are a true copy of the Annual Budget and Capital Budget/Program approved by resolution by the governing body of the Camden Redevelopment Agency, at an open public meeting held pursuant to N.J.A.C. 5:31-2.3, on the day of October 21, 2015

It is further certified that the recorded vote appearing in the resolution represents not less than a majority of the full membership of the governing body thereof.

Officer's Signature:			
Name:	Carla Rhodes		
Title:	CRA Secretary to the Board		
Address:	520 Market Street, Suite 1300 Camden, NJ 08101		
Phone Number:	856-757-6422	Fax Number:	856-968-3541
E-mail address	carhodes@ci.camden.nj.us		

INTERNET WEBSITE CERTIFICATION

Authority's Web Address: http://camdenredevelopment.org/

All authorities shall maintain either an Internet website or a webpage on the municipality's or county's Internet website. The purpose of the website or webpage shall be to provide increased public access to the authority's operations and activities. N.J.S.A. 40A:5A-17.1 requires the following items to be included on the Authority's website at a minimum for public disclosure. Check the boxes below to certify the Authority's compliance with N.J.S.A. 40A:5A-17.1.

- A description of the Authority's mission and responsibilities
- Commencing with 2013, the budgets for the current fiscal year and immediately preceding two prior years
- The most recent Comprehensive Annual Financial Report (Unaudited) or similar financial information
- Commencing with 2012, the annual audits of the most recent fiscal year and immediately two prior years
- The Authority's rules, regulations and official policy statements deemed relevant by the governing body of the authority to the interests of the residents within the authority's service area or jurisdiction
- Notice posted pursuant to the "Open Public Meetings Act" for each meeting of the Authority, setting forth the time, date, location and agenda of each meeting
- Beginning January 1, 2013, the approved minutes of each meeting of the Authority including all resolutions of the board and their committees; for at least three consecutive fiscal years
- The name, mailing address, electronic mail address and phone number of every person who exercises day-to-day supervision or management over some or all of the operations of the Authority
- A list of attorneys, advisors, consultants and any other person, firm, business, partnership, corporation or other organization which received any remuneration of \$17,500 or more during the preceding fiscal year for any service whatsoever rendered to the Authority.

It is hereby certified by the below authorized representative of the Authority that the Authority's website or webpage as identified above complies with the minimum statutory requirements of N.J.S.A. 40A:5A-17.1 as listed above. A check in each of the above boxes signifies compliance.

Name of Officer Certifying compliance

Johanna S. Conyer

Title of Officer Certifying compliance

DIRECTOR OF FINANCE

Signature

JSC

10-21-15SP-A

**Resolution Introducing and Approving for Submission to the Director
of the Division of Local Government Services the Agency's Proposed
Budget for the Fiscal Year 2016**

WHEREAS, N.J.A.C. 5:31-1 et. seq. requires all municipal bodies to introduce and formally approve for submission to the Director of the Division of Local Government Services an annual budget for the upcoming fiscal year at least 60 days prior to the end of the current fiscal year; and

WHEREAS, a proposed Annual Budget and Capital Budget for the City of Camden Redevelopment Agency for the fiscal year beginning, January 1, 2016 and ending, December 31, 2016 has been presented before the governing body of the Agency at its open public meeting of October 21, 2015; and

WHEREAS, the Annual Budget as proposed reflects Total Revenues of \$ 2,429,835.00 Total Appropriations, including any Accumulated Deficit if any, of \$ 2,429,835 and Total Unrestricted Net Assets utilized of \$0; and

WHEREAS, the Capital Budget as proposed reflects Total Capital Appropriations of 0 and Total Unrestricted Net Assets planned to be utilized as funding thereof, of \$0; and

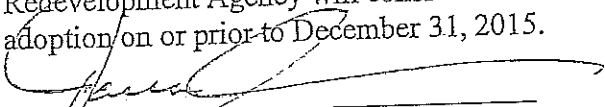
WHEREAS, the schedule of rates, fees and other charges in effect will produce sufficient revenues, together with all other anticipated revenues to satisfy all obligations to the holders of bonds of the Agency, to meet operating expenses, capital outlays, debt service requirements, and to provide for such reserves, all as may be required by law, regulation or terms of contracts and agreements; and

WHEREAS, the Capital Budget/Program, pursuant to N.J.A.C. 5:31-2, does not confer any authorization to raise or expend funds; rather it is a document to be used as part of the said Agency's planning and management objectives. Specific authorization to expend funds for the purposes described in this section of the budget, must be granted elsewhere; by bond resolution, by a project financing agreement, by resolution appropriating funds from the Renewal and Replacement Reserve or other means provided by law.

NOW, THEREFORE, BE IT RESOLVED by the governing body of the City of Camden Redevelopment Agency, at an open public meeting held on October 21, 2015 that the Annual Budget, including appended Supplemental Schedules, and the Capital Budget/Program of the City of Camden Redevelopment Agency for the fiscal year beginning, January 1, 2016 and ending, December 31, 2016 which is attached as an exhibit to this resolution is hereby introduced and approved for submission to the Director of the Division of Local Government Services; and

BE IT FURTHER RESOLVED, that the anticipated revenues as reflected in the Annual Budget are of sufficient amount to meet all proposed expenditures/expenses and all covenants, terms and provisions as stipulated in the said Agency's outstanding debt obligations, capital lease arrangements, service contracts, and other pledged agreements; and

BE IT FURTHER RESOLVED, that the governing body of the City of Camden Redevelopment Agency will consider the Annual Budget and Capital Budget/Program for adoption on or prior to December 31, 2015.



 (Secretary's Signature)


Oct. 21, 2015

 (Date)


ON MOTION OF: *VB*

SECONDED BY: *MS*

COMMISSIONER	AYES	NAYS	ABSTENTIONS
Marilyn Torres	✓		
Vance Bowman	✓		
Sheila Davis	✓		
Kenwood Hagamin, Jr.	✓		
Jose J. Ramos	✓		
Maria Sharma	✓		




 Marilyn Torres
 Chairperson

ATTEST: 

 Saundra Ross Johnson
 Executive Director

The above has been reviewed and approved as to form.



 Mark P. Asselta, Esq., Board Counsel

CITY OF CAMDEN REDEVELOPMENT AGENCY
RESOLUTION SUMMARY

Resolution No.: 10-21-15SP-A

Resolution Title:

**Resolution Introducing and Approving for Submission to the Director of the
Division of Local Government Services the Agency's Proposed Budget
for the Fiscal Year 2016**

Project Summary:

N.J.A.C. 5:31-1 et. seq. requires all municipal bodies to introduce and formally approve for submission to the Director of the Division of Local Government Services an annual budget for the upcoming fiscal year at least 60 days prior to the end of the current fiscal year.

The CRA's fiscal year end is December 31, 2016. The budget introduction and approval is being presented at this time and the resolution to accept the budget will be presented no later than the beginning of the CRA's fiscal year as per the New Jersey Administrative Code.

Purpose of Resolution:

To introduce and approve The Agency's Fiscal Year Ending 2016 budget.

Award Process:

N/A

Cost Not To Exceed:

N/A

Source of Funds:

N/A

Total Project Cost:

N/A


2016 ADOPTION CERTIFICATION

CAMDEN REDEVELOPMENT AGENCY

AUTHORITY BUDGET

FISCAL YEAR: **FROM:** January 1, 2016 **TO:** December 31, 2016

It is hereby certified that the Authority Budget and Capital Budget/Program annexed hereto is a true copy of the Budget adopted by the governing body of the Camden Redevelopment Agency, pursuant to N.J.A.C. 5:31-2.3, on the 29th day of, December, 2015.

Officer's Signature:			
Name:	Sulena Robinson-Rivera		
Title:	Secretary to the Board		
Address:	520 Market Street, Suite 1300 Camden, NJ 08101		
Phone Number:	856-757-6907	Fax Number:	856-968-3451
E-mail address	surobins@ci.camden.nj.us		

2016 ADOPTED BUDGET RESOLUTION

Camden Redevelopment Agency

FISCAL YEAR: FROM: January 1, 2016 TO: December 31, 2016

WHEREAS, the Annual Budget and Capital Budget/Program for the Camden Redevelopment Agency for the fiscal year beginning January 1, 2016 and ending, December 31, 2016 has been presented for adoption before the governing body of the Camden Redevelopment Agency at its open public meeting of December 29, 2015; and

WHEREAS, the Annual Budget and Capital Budget as presented for adoption reflects each item of revenue and appropriation in the same amount and title as set forth in the introduced and approved budget, including all amendments thereto, if any, which have been approved by the Director of the Division of Local Government Services; and

WHEREAS, the Annual Budget as presented for adoption reflects Total Revenues of \$ 2,429,835, Total Appropriations, including any Accumulated Deficit, if any, of \$ 2,429,835 and Total Unrestricted Net Position utilized of \$ 0; and

WHEREAS, the Capital Budget as presented for adoption reflects Total Capital Appropriations of \$0 and Total Unrestricted Net Position planned to be utilized of \$ 0; and

NOW, THEREFORE BE IT RESOLVED, by the governing body of the Camden Redevelopment Agency, at an open public meeting held on December 29, 2015 that the Annual Budget and Capital Budget/Program of the Camden Redevelopment Agency for the fiscal year beginning, January 1, 2016 and, ending, December 31, 2016 is hereby adopted and shall constitute appropriations for the purposes stated; and

BE IT FURTHER RESOLVED, that the Annual Budget and Capital Budget/Program as presented for adoption reflects each item of revenue and appropriation in the same amount and title as set forth in the introduced and approved budget, including all amendments thereto, if any, which have been approved by the Director of the Division of Local Government Services.

Suliana Robinson-Rivera
(Secretary's Signature)

12/29/2015
(Date)

Governing Body Member:	Recorded Vote			
	Aye	Nay	Abstain	Absent
Marilyn Torres				X
Vance C. Bowman	X			
Kenwood Hagamin Jr.	X			
Maria Sharma	X			
Jose J. Ramos				X
Sheila Davis	X			

12-29-15SP-A (cont'd)

ON MOTION OF:

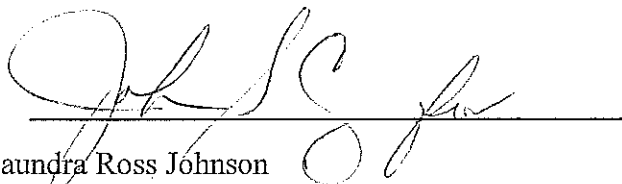
SECONDED BY:

AYES NAYS ABSTENTIONS



Vance Bowman
Vice Chairperson

ATTEST:



Sandra Ross Johnson
Executive Director

The above has been reviewed and approved as to form.



Mark P. Asselta, Esq.

CITY OF CAMDEN REDEVELOPMENT AGENCY
RESOLUTION SUMMARY

Resolution No.: 12-29-15SP-A

Resolution Title:

Resolution Authorizing The City Of Camden Redevelopment Agency to Adopt the Camden Redevelopment Agency's Budget For The Fiscal Year Ending 2016

Project Summary:

New Jersey Administrative Code 5:31-2.3 Section (g) requires that the budget shall be adopted not later than the beginning of the authority's fiscal year.

The CRA's fiscal year end is December 31, 2015.

Purpose of Resolution:

To seek authorization to adopt the Camden Redevelopment Agency Fiscal Year Ending 2016 budget.

Award Process:

N/A

Cost Not To Exceed:

N/A

Source of Funds:

N/A

Total Project Cost:

N/A

2016 AUTHORITY BUDGET
Narrative and Information Section

2016 AUTHORITY BUDGET MESSAGE & ANALYSIS

Camden Redevelopment Agency

AUTHORITY BUDGET

FISCAL YEAR: FROM: January 1, 2016 TO: December 31, 2016

Answer all questions below. Attach additional pages and schedules as needed.

1. Complete a brief statement on the 2016 proposed Annual Budget and make comparison to the 2015 adopted budget for each operation. Explain any variances over +/-10% for each line item by operation. Explanations of variances should include a description of the reason for the increase/decrease in the budgeted line item, not just an indication of the amount and percent of the change. Attach any supporting documentation that will help to explain the reason for the increase/decrease in the budgeted line item. For example, if anticipated service charges have increased 15% due to an increase in rates, provide a copy of the resolution authorizing the rate increase.

The proposed 2016 Camden Redevelopment Agency budget entails an overall decrease of \$995,408 compared to the FYE 2015 adopted budget. The proposed 2016 budget includes an overall decrease in both the major Operation Appropriation items (specifically, Personnel, Administration and Professional Services categories) and the Revenue items (specifically, Rental income, Project Administration fees, and Land sales categories)..

The FYE 2016 annual budget has been developed in accordance with N.J.A.C. 5:31-2. There are several variances over +/-10% for certain categories compared to the current year's adopted budget. They are follows:

Operating Appropriations:

Operating Reserve- Decrease of \$922,447 (63.09 %) . This significant change has been affected by more than a 29% decrease in Revenue. Toward the goal of creating and maintaining an operating reserve equal to at least one year of expenses, the CRA will continue to manage its appropriation line items with extreme conservatism.

Health Care Costs {Administration – Fringe Benefits} – Increase \$51,878 (32.7%). The increase in rate is attributed to an estimated overall increase of 5% in 2016 healthcare costs and the addition of two new employees. The new employees' health care coverage includes healthcare, prescription and dental benefits. The two most expensive coverage plans , Family and Employee/Spouse were selected.

2. Complete a brief statement on the impact the proposed Annual Budget will have on Anticipated Revenues, especially service charges and on the general purpose/component unit financial statements. Explain significant increases or decreases, if any. An increase or decrease is considered significant if it is over +/-10% from the current year adopted budget.

There are three (3) line item variances over +/-10% for certain categories within the Revenues Schedule compared to the current year's adopted budget. They are follows:

Operating Revenues

Rent/Leases – Decrease \$134,408 (92.56%). The largest factor is the loss of the monthly rental payments from the Camden City Parking Authority for the use of CRA vacant land throughout the city as public parking facilities managed by the Parking Authority. The previous annual payment from the Parking Authority was approximately \$130,000.

Land Sales/Redevelopment Agreements – Decrease \$769,000 (28.18%). With the extreme upswing of large scale development projects currently being negotiated in the City of Camden, the CRA anticipates a significant increase in Land Sales. However, since the majority of these deals are in the very first stages of due diligence and/or formal terms and conditions are being negotiated and drafted, the CRA must continue our devised methodology of applying a check list against the current project status when determining whether to include the revenue in the succeeding Budget.

Project Administration/Developer Fees – Decrease \$110,000 (26.57%). This revenue is directly tied to the amount of land sales and redevelopment agreements effectuated within a budget year. As stated above, the CRA anticipates the estimate of Revenue items to be out performed. However, our conservative methods require that certain large scale projects not be included in the 2016 Budget.

Other Receivables – Increase \$18,000 (13.2%). Currently, the CRA has 14 open grants from the US Environmental Protection Agency (EPA). These grants are used for by the CRA to fund environmental investigation, environmental planning and environmental cleanup. Each grant has a salary and benefits line item which is intended to reimburse the CRA for actual documented staff time used in the management of the grant. The EPA has approved submission of some portion of the salary the Director of Economic Development and an Environmental Intern under the grant guidelines. The estimate of \$18,000 to be received from the EPA by the CRA during 2016 is a conservative estimate based on a typical number of eligible hours spent by these two individuals in the management of the grants.

3. Describe the state of the local/regional economy and how it may impact the proposed Annual Budget, including the planned Capital Budget/Program.

The New Jersey Economic Opportunity Act of 2013 (EOA) continues as Camden's primary financial incentive for redevelopment deals. For commercial development, the EOA sunsets in 2019; and for housing it sunsets 2018. There are 18 redevelopment projects, of which CRA has been involved in 15. The 18 projects reflect approximately 1.2 billion dollars. These efforts will increase the working population over the next 3 to 5 years to an additional 10,000 to 12,000 employees. While the projects are at different stages, several have executed Redevelopment and/or Option Agreements that involve the sale of large parcels of land assembled and or conveyed by the CRA. Assuming no slow down, transactions will provide the Agency with the funds to continue the planned redevelopment work. Camden must seize the moment of this extraordinary development to create livable communities for new comers and current residents.

Available housing product is a huge issue for Camden's ability to attract middle income households that pay property taxes and add to the City's critical mass for the success of commercial development. On the housing side, the HUD Neighborhood Stabilization Program 2 Grant award of nearly 12mm in 2010 has been a driving force for CRA's ability to develop housing prices up to \$219,000. The Mt. Ephraim Choice Neighborhood Transformation Plan, which includes 3 neighborhoods, is the current driving forward for major housing redevelopment. The Housing Authority and City were unsuccessful in the HUD competition for a 30 million Choice Neighborhood grant; however, it is the plan to pursue these funds which will leverage over 300 million dollars in redevelopment efforts.

Low mortgage interest rates continue to support housing sales. This release of funds has positively influenced homebuyers and developers and their ability to borrow at relatively lower rates and their renewed confidence in the financial market has also resulted in a willingness to expend their private dollars. Given various housing, institutional and economic development activities that have occurred in 2014, there has been an increase in the land appraisal values within the city which has increased the Fair Market Value of CRA owned land that is slated to be sold in 2015 and 2016.

The CRA continues to aggressively pursue all available Federal, State, and Private funding opportunities which can further the redevelopment opportunities we can provide to the city.

4. Describe the reasons for utilizing Unrestricted Net Position in the proposed Annual Budget, i.e. rate stabilization, debt service reduction, to balance the budget, etc. If the Authority's budget anticipates a use of Unrestricted Net Position, this question must be answered.

N/A

5. Identify any sources of funds transferred to the County/Municipality as a budget subsidy or a shared service and explain the reason for the transfer (i.e.: to balance the County/Municipality budget, etc.).

None

6. The proposed budget must not reflect an anticipated deficit from 2015 operations. If there exists an accumulated deficit from prior years' budgets (and funding is included in the proposed budget as a result of a prior deficit) explain the funding plan to eliminate said deficit (N.J.S.A. 40A:5A-12). If the Authority has a net deficit reported in its most recent audit, it must provide a deficit reduction plan in response to this question.


No deficit was reported in the most recent audit.

7. Attach a schedule of the Authority's existing rate structure (connection fees, parking fees, service charges, etc.) and a schedule of the proposed rate structure for the upcoming fiscal year. Explain any proposed changes in the rate structure and attach the resolution approving the change in the rate structure, if applicable.

N/A

8. Attach a copy of the Authority's most recent Annual Operating Data submission to the Municipal Securities Rulemaking Board's Electronic Municipal Marketplace Access (EMMA) under the Authority's Continuing Disclosure Agreements for any debt issuances outstanding. Examples of Annual Operating Data may include sewer and water billings; parking rents and collections; number of customers; number of available parking spaces; etc. See Local Finance Notice 2014-9 for more information.

N/A



AUTHORITY CONTACT INFORMATION 2016

Please complete the following information regarding this Authority. All information requested below must be completed.

Name of Authority:	Camden Redevelopment Agency		
Federal ID Number:	222831144		
Address:	520 Market Street, Suite 1300		
City, State, Zip:	Camden	NJ	08101
Phone: (ext.)	856-757-7600	Fax:	856-964-2262

Preparer's Name:	Johanna S Conyer		
Preparer's Address:	520 Market Street, Suite 1300		
City, State, Zip:	Camden	NJ	08101
Phone: (ext.)	856-968-3544	Fax:	856-968-3541
E-mail:	joconyer@ci.camden.nj.us		

Chief Executive Officer:	Saundra Ross Johnson		
Phone: (ext.)	856-757-7600	Fax:	856-964-2262
E-mail:	sajohnson@ci.camden.nj.us		

Chief Financial Officer:	Johanna S Conyer		
Phone: (ext.)	856-968-3544	Fax:	856-968-3541
E-mail:	joconyer@ci.camden.nj.us		

Name of Auditor:	Warren E. Broudy, CPA – Managing Director		
Name of Firm:	The Mercadien Group		
Address:	P.O. Box 7648		
City, State, Zip:	Princeton	NJ	08543-7648
Phone: (ext.)	609-689-2326	Fax:	609-689-9720
E-mail:	wbroudy@mercadien.com		

AUTHORITY INFORMATIONAL QUESTIONNAIRE

CAMDEN REDEVELOPMENT AGENCY

FISCAL YEAR: FROM: January 1, 2016 TO: December 31, 2016

Answer all questions below completely and attach additional information as required.

- 1) Provide the number of individuals employed in calendar year 2014 as reported on the Authority's Form W-3, Transmittal of Wage and Tax Statements: 16
- 2) Provide the amount of total salaries and wages for calendar year 2014 as reported on the Authority's Form W-3, Transmittal of Wage and Tax Statements: 874,933.74
- 3) Provide the number of regular voting members of the governing body: 7
- 4) Provide the number of alternate voting members of the governing body: 0
- 5) Did any person listed on Page N-4 have a family or business relationship with any other person listed on Page N-4 during the current fiscal year? No. *If "yes," attach a description of the relationship including the names of the individuals involved and their positions at the Authority.*
- 6) Did all individuals that were required to file a Financial Disclosure Statement for the current fiscal year because of their relationship with the Authority file the form as required? Yes *If "no," provide a list of those individuals who failed to file a Financial Disclosure Statement and an explanation as to the reason for their failure to file.*
- 7) Does the Authority have any amounts receivable from current or former commissioners, officers, key employees or highest compensated employees? No *If "yes," attach a list of those individuals, their position, the amount receivable, and a description of the amount due to the Authority.*
- 8) Was the Authority a party to a business transaction with one of the following parties:
 - a. A current or former commissioner, officer, key employee, or highest compensated employee? No.
 - b. A family member of a current or former commissioner, officer, key employee, or highest compensated employee? No
 - c. An entity of which a current or former commissioner, officer, key employee, or highest compensated employee (or family member thereof) was an officer or direct or indirect owner? No*If the answer to any of the above is "yes," attach a description of the transaction including the name of the commissioner, officer, key employee, or highest compensated employee (or family member thereof) of the Authority; the name of the entity and relationship to the individual or family member; the amount paid; and whether the transaction was subject to a competitive bid process.*
- 9) Did the Authority during the most recent fiscal year pay premiums, directly or indirectly, on a personal benefit contract? A personal benefit contract is generally any life insurance, annuity, or endowment contract that benefits, directly or indirectly, the transferor, a member of the transferor's family, or any other person designated by the transferor. No *If "yes," attach a description of the arrangement, the premiums paid, and indicate the beneficiary of the contract.*
- 10) Explain the Authority's process for determining compensation for all persons listed on Page N-4. Include whether the Authority's process includes any of the following: 1) review and approval by the commissioners or a committee thereof; 2) study or survey of compensation data for comparable positions in similarly sized entities; 3) annual or periodic performance evaluation; 4) independent compensation consultant; and/or 5) written employment contract. See Attached.
- 11) Did the Authority pay for meals or catering during the current fiscal year? No *If "yes," attach a detailed list of all meals and/or catering invoices for the current fiscal year and provide an explanation for each expenditure listed.*
- 12) Did the Authority pay for travel expenses for any employee or individual listed on Page N-4? No. *If "yes," attach a detailed list of all travel expenses for the current fiscal year and provide an explanation for each expenditure listed.*

- 13) Did the Authority provide any of the following to or for a person listed on Page N-4 or any other employee of the Authority:
- First class or charter travel **No**
 - Travel for companions **No**
 - Tax indemnification and gross-up payments **No**
 - Discretionary spending account **No**
 - Housing allowance or residence for personal use **No**
 - Payments for business use of personal residence **No**
 - Vehicle/auto allowance or vehicle for personal use **No**
 - Health or social club dues or initiation fees **No**
 - Personal services (i.e.: maid, chauffeur, chef) **No**
- If the answer to any of the above is "yes," attach a description of the transaction including the name and position of the individual and the amount expended.*
- 14) Did the Authority follow a written policy regarding payment or reimbursement for expenses incurred by employees and/or commissioners during the course of Authority business **and** does that policy require substantiation of expenses through receipts or invoices prior to reimbursement? **Yes** *If "no," attach an explanation of the Authority's process for reimbursing employees and commissioners for expenses.*
- 15) Did the Authority make any payments to current or former commissioners or employees for severance or termination? **Yes** *See Attached.*
- 16) Did the Authority make any payments to current or former commissioners or employees that were contingent upon the performance of the Authority or that were considered discretionary bonuses? **No** *If "yes," attach explanation including amount paid.*
- 17) Did the Authority comply with its Continuing Disclosure Agreements for all debt issuances outstanding by submitting its audited annual financial statements, annual operating data, and notice of material events to the Municipal Securities Rulemaking Board's Electronic Municipal Marketplace Access (EMMA) as required? **N/A** *If "no," attach a description of the Authority's plan to ensure compliance with its Continuing Disclosure Agreements in the future.*
- 18) Did the Authority receive any notices from the Department of Environmental Protection or any other entity regarding maintenance or repairs required to the Authority's systems to bring them into compliance with current regulations and standards that it has not yet taken action to remediate? **No** *If "yes," attach explanation as to why the Authority has not yet undertaken the required maintenance or repairs and describe the Authority's plan to address the conditions identified.*
- 19) Did the Authority receive any notices of fines or assessments from the Department of Environmental Protection or any other entity due to noncompliance with current regulations (i.e.: sewer overflow, etc.)? **No** *If "yes," attach a description of the event or condition that resulted in the fine or assessment and indicate the amount of the fine or assessment.*

**AUTHORITY INFORMATIONAL QUESTIONNAIRE
(CONTINUED)
CAMDEN REDEVELOPMENT AGENCY**

FISCAL YEAR: **FROM:** January 1, 2016 **TO:** December 31, 2016

10. Compensation Narrative:

The Authority employs several processes for determining compensation for all personnel listed on page N-4. They include the following:

- Review and approval by the commissioners
- Study or survey of compensation data for comparable positions in the City of Camden municipality.
- Annual performance evaluations; and
- Written employee contracts where applicable.

In 2016, The Authority intends to establish a wage scale for all positions. The proposed wage scale will be presented to the Board of Commissioners for review and approval prior to adoption.

**AUTHORITY INFORMATIONAL QUESTIONNAIRE
(CONTINUED)
CAMDEN REDEVELOPMENT AGENCY**

FISCAL YEAR: FROM JANUARY 1, 2016 TO DECEMBER 31, 2016

15. SEVERENCE PAY EXPLANATION

Prepared : NHW
6/9/2015

Employee: Donna Helmes
Title: Community Service Worker

	Sick			Personal
Sick hours earned as of May 14, 2015	38.365	Personal Hours Earned as of May 14, 2015		12.788
Sick hours used	(84.000)	Personal hours used		(28.000)
Total Sick Time Remaining	(45.635)	Total Personal Time Remaining		(15.212)
Total Sick Time in Dollars	\$ (1,862.61)	Total Personal Time in Dollars		\$ (620.87)
	Vacation			
Vacation hours Remaining	61.250			
Vacation time used but not applied in system				
Total Vacation Hours owed Employee	61.250			
Vacation Salary owed (\$40.82 *61.25)	\$ 2,499.96			
Less Total Sick Time Salary Due back to CRA	\$ (1,862.61)			
Less Total Personal Time Salary Due back to CRA	\$ (620.87)			
Total Vacation Salary owed to Employee	\$ 16.48			

**AUTHORITY SCHEDULE OF COMMISSIONERS, OFFICERS, KEY EMPLOYEES,
HIGHEST COMPENSATED EMPLOYEES AND INDEPENDENT CONTRACTORS**

CAMDEN REDEVELOPMENT AGENCY

FISCAL YEAR: FROM: January 1, 2016 TO: December 31, 2016

Complete the attached table for all persons required to be listed per #1-4 below.

- 1) List all of the Authority's current commissioners and officers and amount of compensation from the Authority and any other public entities as defined below. Enter zero if no compensation was paid.
- 2) List all of the Authority's key employees and highest compensated employees other than a commissioner or officer as defined below and amount of compensation from the Authority and any other public entities.
- 3) List all of the Authority's former officers, key employees and highest compensated employees who received more than \$100,000 in reportable compensation from the Authority and any other public entities during the most recent fiscal year completed.
- 4) List all of the Authority's former commissioners who received more than \$10,000 in reportable compensation from the Authority and any other public entities during the most recent fiscal year completed.

Commissioner: A member of the governing body of the authority with voting rights. Include alternates for purposes of this schedule.

Officer: A person elected or appointed to manage the authority's daily operations at any time during the year, such as the chairperson, vice-chairperson, secretary, or treasurer. For the purposes of this schedule, treat the authority's top management official and top financial official as officers. A member of the governing body may be both a commissioner and an officer for the purposes of this schedule.

Key employee: An employee or independent contractor of the authority (other than a commissioner or officer) who meets both of the following criteria:

- a) The individual received reportable compensation from the authority and other public entities in excess of \$150,000 for the most recent fiscal year completed; and
- b) The individual has responsibilities or influence over the authority as a whole or has power to control or determine 10% or more of the authority's capital expenditures or operating budget.

Highest compensated employee: One of the five highest compensated employees or independent contractors of the authority other than current commissioners, officers, or key employees whose aggregate reportable compensation from the authority and other public entities is greater than \$100,000 for the most recent fiscal year completed.

Compensation: All forms of cash and non-cash payments or benefits provided in exchange for services, including salaries and wages, bonuses, severance payments, deferred payments, retirement benefits, fringe benefits, and other financial arrangements or transactions such as personal vehicles, meals, housing, personal and family education benefits, below-market loans, payment of personal or family travel, entertainment, and personal use of the Authority's property. Compensation includes payments and other benefits provided to both employees and independent contractors in exchange for services.

Reportable compensation: The aggregate compensation that is reported (or is required to be reported) on Form W-2, box 1 or 5, whichever amount is greater, and/or Form 1099-MISC, box 7, for the most recent calendar year ended 60 days before the start of the proposed budget year. For example, for fiscal years ending December 31, 2016, the calendar year 2014 W-2 and 1099 should be used (60 days prior to start of budget year is November 1, 2015, with 2014 being the most recent calendar year ended), and for fiscal years ending June 30, 2017, the calendar year 2015 W-2 and 1099 should be used (60 days prior to start of budget year is May 1, 2016, with 2015 being the most recent calendar year ended).

Other Public Entity: Any municipality, county, local authority, fire district, or other government unit, regardless of whether it is related in any way to the Authority either by function or by physical location.

Schedule of Health Benefits - Detailed Cost Analysis

CAMDEN REDEVELOPMENT AGENCY

For the Period January 1, 2016 to December 31, 2016

	# of Covered Members		Annual Cost Estimate		# of Covered Members (Medical & Rx)	Annual Cost per Employee	Total Current Year Cost		% Increase (Decrease)
	Proposed Budget	Current Year	Proposed Budget	Current Year			Year Cost	(Decrease)	
Active Employees - Health Benefits - Annual Cost									
Single Coverage	5	5	\$ 12,422	\$ 62,108	5	\$ 11,830	\$ 59,150	\$ 2,958	5.0%
Parent & Child	1	1	19,559	19,559	1	18,628	18,628	931	5.0%
Employee & Spouse (or Partner)	2	2	24,540	49,081	1	23,372	23,372	25,709	110.0%
Family	4	4	32,903	131,612	3	31,336	94,009	37,603	40.0%
Employee Cost Sharing Contribution (enter as negative -)				(52,017)			(36,695)	(15,323)	41.8%
Subtotal	12	12		210,342	10		158,464	51,879	32.7%
Commissioners - Health Benefits - Annual Cost									
Single Coverage	0	0	-	-	0	-	-	-	#DIV/0!
Parent & Child	0	0	-	-	0	-	-	-	#DIV/0!
Employee & Spouse (or Partner)	0	0	-	-	0	-	-	-	#DIV/0!
Family	0	0	-	-	0	-	-	-	#DIV/0!
Employee Cost Sharing Contribution (enter as negative -)				-			-	-	#DIV/0!
Subtotal	0	0		-	0		-	-	#DIV/0!
Retirees - Health Benefits - Annual Cost									
Single Coverage	0	0	-	-	0	-	-	-	#DIV/0!
Parent & Child	0	0	-	-	0	-	-	-	#DIV/0!
Employee & Spouse (or Partner)	0	0	-	-	0	-	-	-	#DIV/0!
Family	0	0	-	-	0	-	-	-	#DIV/0!
Employee Cost Sharing Contribution (enter as negative -)				-			-	-	#DIV/0!
Subtotal	0	0		-	0		-	-	#DIV/0!
GRAND TOTAL	12	12		\$ 210,342	10		\$ 158,464	\$ 51,879	32.7%

Is medical coverage provided by the SHBP (Yes or No)?

Yes

Is prescription drug coverage provided by the SHBP (Yes or No)?

Yes

Nural Williams

From: Digesh Patel <dpatel@Mercadien.com>
Sent: Tuesday, October 27, 2015 3:10 PM
To: Nural Williams
Subject: Compensated Absences


Hi Nural –

As of December 31, 2014, the Camden Redevelopment Agency's Compensated Absences balance was \$60,584.59.

Thank you,
Digesh Patel, CPA (NJ), MBA, CGMA | Director



P.O. Box 7648
Princeton, NJ 08543-7648
(609) 689-2410 Direct Line
(609) 689-9720 Fax
<http://www.mercadien.com>

 [Visit me on LinkedIn](#)

[Sign up for our e-newsletters](#)

Mercadien, P.C., CPAs – Mercadien Consulting – Mercadien Technologies – Mercadien Asset Management
Mercadien Outsourcing – The Mercadien Foundation – Mercadien Securities

NOTICE: This e-mail is only intended for the person(s) to whom it is addressed and may contain confidential information. Unless stated to the contrary, any opinions or comments are personal to the writer and do not represent the official view of Mercadien. If you have received this e-mail in error, please notify us immediately by reply e-mail and then delete this message from your system. Please do not copy it or use it for any purposes, or disclose its contents to any other person. Thank you for your cooperation.

Any advice or information in the body of this email is subject to, and limited by, the terms in the applicable engagement letter or statement of work, including provisions regarding tax advice. Mercadien is not responsible for, and no person should rely upon, any advice or information in the body of this email unless such advice or information relates to services contemplated by an engagement letter or statement of work in effect between such person and Mercadien.

2016 AUTHORITY BUDGET

Financial Schedules Section

2016 Budget Summary

CAMDEN REDEVELOPMENT AGENCY
 For the Period January 1, 2016 to December 31, 2016

REVENUES	Proposed Budget						Adopted Budget Total All Operations	\$ Increase (Decrease) Proposed vs. Adopted	% Increase (Decrease) Proposed vs. Adopted
	#1	#2	#3	#4	#5	#6			
Total Operating Revenues	\$ 678,133	-	-	-	-	-	\$ 678,133	\$ 922,541	-26.5%
Total Non-Operating Revenues	1,751,702	-	-	-	-	-	1,751,702	(751,000)	-30.0%
Total Anticipated Revenues	2,429,835	-	-	-	-	-	2,429,835	(995,408)	-29.1%
APPROPRIATIONS									
Total Administration	1,889,918	-	-	-	-	-	1,889,918	(72,691)	-3.7%
Total Cost of Providing Services	-	-	-	-	-	-	-	-	#DIV/0!
Total Principal Payments on Debt Service in Lieu of Depreciation	-	-	-	-	-	-	-	-	#DIV/0!
Total Operating Appropriations	1,889,918	-	-	-	-	-	1,889,918	(72,691)	-3.7%
Total Interest Payments on Debt	-	-	-	-	-	-	-	-	#DIV/0!
Total Other Non-Operating Appropriations	539,917	-	-	-	-	-	539,917	(922,717)	-63.1%
Total Non-Operating Appropriations	539,917	-	-	-	-	-	539,917	(922,717)	-63.1%
Accumulated Deficit	-	-	-	-	-	-	-	-	#DIV/0!
Total Appropriations and Accumulated Deficit	2,429,835	-	-	-	-	-	2,429,835	(995,408)	-29.1%
Less: Total Unrestricted Net Position Utilized	-	-	-	-	-	-	-	-	#DIV/0!
Net Total Appropriations	2,429,835	-	-	-	-	-	2,429,835	(995,408)	-29.1%
ANTICIPATED SURPLUS (DEFICIT)	\$ -	-	-	-	-	-	-	\$ -	#DIV/0!

2016 Revenue Schedule

CAMDEN REDEVELOPMENT AGENCY

For the Period January 1, 2016 to December 31, 2016

	Proposed Budget						Adopted Budget			\$ Increase (Decrease) Proposed vs. Adopted	% Increase (Decrease) Proposed vs. Adopted
	Operation #1	Operation #2	Operation #3	Operation #4	Operation #5	Operation #6	Total All Operations	Total All Operations	All Operations	All Operations	
OPERATING REVENUES											
<i>Service Charges</i>											
Residential						\$ -	\$ -	\$ -		#DIV/0!	
Business/Commercial						-	-	-		#DIV/0!	
Industrial						-	-	-		#DIV/0!	
Intergovernmental						-	-	-		#DIV/0!	
Other						-	-	-		#DIV/0!	
Total Service Charges						-	-	-		#DIV/0!	
<i>Connection Fees</i>											
Residential						-	-	-		#DIV/0!	
Business/Commercial						-	-	-		#DIV/0!	
Industrial						-	-	-		#DIV/0!	
Intergovernmental						-	-	-		#DIV/0!	
Other						-	-	-		#DIV/0!	
Total Connection Fees						-	-	-		#DIV/0!	
<i>Parking Fees</i>											
Meters						-	-	-		#DIV/0!	
Permits						-	-	-		#DIV/0!	
Fines/Penalties						-	-	-		#DIV/0!	
Other						-	-	-		#DIV/0!	
Total Parking Fees						-	-	-		#DIV/0!	
<i>Other Operating Revenues (List)</i>											
Rental Income	10,800					10,800	145,208	(134,408)		-92.6%	
Redevelopment Agreement	363,333					363,333	363,333	-		0.0%	
UEZ Admin Offset	-					-	-	-		#DIV/0!	
Project Admin Fees	304,000					304,000	414,000	(110,000)		-26.6%	
Total Other Revenue	<u>678,133</u>					<u>678,133</u>	<u>922,541</u>	<u>(244,408)</u>		-26.5%	
Total Operating Revenues	<u>678,133</u>					<u>678,133</u>	<u>922,541</u>	<u>(244,408)</u>		-26.5%	
NON-OPERATING REVENUES											
<i>Grants & Entitlements (List)</i>											
Grant #1						-	-	-		#DIV/0!	
Grant #2						-	-	-		#DIV/0!	
Grant #3						-	-	-		#DIV/0!	
Grant #4						-	-	-		#DIV/0!	
Total Grants & Entitlements						-	-	-		#DIV/0!	
<i>Local Subsidies & Donations (List)</i>											
Local Subsidy #1						-	-	-		#DIV/0!	
Local Subsidy #2						-	-	-		#DIV/0!	
Local Subsidy #3						-	-	-		#DIV/0!	
Local Subsidy #4						-	-	-		#DIV/0!	
Total Local Subsidies & Donations						-	-	-		#DIV/0!	
<i>Interest on Investments & Deposits</i>											
Investments						-	-	-		#DIV/0!	
Security Deposits						-	-	-		#DIV/0!	
Penalties						-	-	-		#DIV/0!	
Other Investments						-	-	-		#DIV/0!	
Total Interest						-	-	-		#DIV/0!	
<i>Other Non-Operating Revenues (List)</i>											
Land Sale	1,597,000					1,597,000	2,366,000	(769,000)		-32.5%	
Other Receivable	154,702					154,702	136,702	18,000		13.2%	
Other Non-Operating #3						-	-	-		#DIV/0!	
Other Non-Operating #4						-	-	-		#DIV/0!	
Total Non-Operating Revenues	<u>1,751,702</u>					<u>1,751,702</u>	<u>2,502,702</u>	<u>(751,000)</u>		-30.0%	
Total Non-Operating Revenues	<u>1,751,702</u>					<u>1,751,702</u>	<u>2,502,702</u>	<u>(751,000)</u>		-30.0%	
TOTAL ANTICIPATED REVENUES	<u>\$2,429,835</u>	\$ -	\$ -	\$ -	\$ -	\$ -	<u>\$ 3,425,243</u>	<u>\$ (995,408)</u>		-29.1%	

2015 Adopted Revenue Schedule

CAMDEN REDEVELOPMENT AGENCY

Adopted Budget

	Operation #1	Operation #2	Operation #3	Operation #4	Operation #5	Operation #6	Total All Operations
OPERATING REVENUES							
<i>Service Charges</i>							
Residential							\$ -
Business/Commercial							-
Industrial							-
Intergovernmental							-
Other							-
Total Service Charges	-	-	-	-	-	-	-
<i>Connection Fees</i>							
Residential							-
Business/Commercial							-
Industrial							-
Intergovernmental							-
Other							-
Total Connection Fees	-	-	-	-	-	-	-
<i>Parking Fees</i>							
Meters							-
Permits							-
Fines/Penalties							-
Other							-
Total Parking Fees	-	-	-	-	-	-	-
<i>Other Operating Revenues (List)</i>							
Rental Income	145,208						145,208
Redevelopment Agreement	363,333						363,333
UEZ Admin Offset	-						-
Project Admin Fees	414,000						414,000
Total Other Revenue	922,541	-	-	-	-	-	922,541
Total Operating Revenues	922,541	-	-	-	-	-	922,541
NON-OPERATING REVENUES							
<i>Grants & Entitlements (List)</i>							
Grant #1							-
Grant #2							-
Grant #3							-
Grant #4							-
Total Grants & Entitlements	-	-	-	-	-	-	-
<i>Local Subsidies & Donations (List)</i>							
Local Subsidy #1							-
Local Subsidy #2							-
Local Subsidy #3							-
Local Subsidy #4							-
Total Local Subsidies & Donations	-	-	-	-	-	-	-
<i>Interest on Investments & Deposits</i>							
Investments							-
Security Deposits							-
Penalties							-
Other Investments							-
Total Interest	-	-	-	-	-	-	-
<i>Other Non-Operating Revenues (List)</i>							
Land Sales	2,366,000						2,366,000
Other Receivables	136,702						136,702
Other Non-Operating #3							-
Other Non-Operating #4							-
Other Non-Operating Revenues	2,502,702	-	-	-	-	-	2,502,702
Total Non-Operating Revenues	2,502,702	-	-	-	-	-	2,502,702
TOTAL ANTICIPATED REVENUES	\$3,425,243	\$ -	\$ -	\$ -	\$ -	\$ -	\$3,425,243

2016 Appropriations Schedule

CAMDEN REDEVELOPMENT AGENCY

For the Period January 1, 2016 to December 31, 2016

	Proposed Budget						Adopted Budget		\$ Increase (Decrease) Proposed vs. Adopted	% Increase (Decrease) Proposed vs. Adopted
	Operation #1	Operation #2	Operation #3	Operation #4	Operation #5	Operation #6	Total All Operations	Total All Operations	All Operations	All Operations
OPERATING APPROPRIATIONS										
<i>Administration - Personnel</i>										
Salary & Wages	\$1,000,156						\$1,000,156	\$ 1,046,067	\$ (45,911)	-4.4%
Fringe Benefits	365,397					365,397	349,542	15,855	4.5%	
Total Administration - Personnel	1,365,553	-	-	-	-	-	1,365,553	1,395,609	(30,056)	-2.2%
<i>Administration - Other (List)</i>										
Admin Expense	305,365						305,365	337,000	(31,635)	-9.4%
Professional Services Expense	219,000						219,000	230,000	(11,000)	-4.8%
Other Admin Expense #3							-	-	-	#DIV/0!
Other Admin Expense #4							-	-	-	#DIV/0!
Miscellaneous Administration*							-	-	-	#DIV/0!
Total Administration - Other	524,365	-	-	-	-	-	524,365	567,000	(42,635)	-7.5%
Total Administration	1,889,918	-	-	-	-	-	1,889,918	1,962,609	(72,691)	-3.7%
<i>Cost of Providing Services - Personnel</i>										
Salary & Wages							-	-	-	#DIV/0!
Fringe Benefits							-	-	-	#DIV/0!
Total COPS - Personnel							-	-	-	#DIV/0!
<i>Cost of Providing Services - Other (List)</i>										
Other COPS Expense #1							-	-	-	#DIV/0!
Other COPS Expense #2							-	-	-	#DIV/0!
Other COPS Expense #3							-	-	-	#DIV/0!
Other COPS Expense #4							-	-	-	#DIV/0!
Miscellaneous COPS*							-	-	-	#DIV/0!
Total COPS - Other							-	-	-	#DIV/0!
Total Cost of Providing Services							-	-	-	#DIV/0!
Total Principal Payments on Debt Service in Lieu of Depreciation							-	-	-	#DIV/0!
Total Operating Appropriations	1,889,918	-	-	-	-	-	1,889,918	1,962,609	(72,691)	-3.7%
NON-OPERATING APPROPRIATIONS										
Total Interest Payments on Debt							-	-	-	#DIV/0!
Operations & Maintenance Reserve	539,917						539,917	1,462,634	(922,717)	-63.1%
Renewal & Replacement Reserve							-	-	-	#DIV/0!
Municipality/County Appropriation							-	-	-	#DIV/0!
Other Reserves							-	-	-	#DIV/0!
Total Non-Operating Appropriations	539,917	-	-	-	-	-	539,917	1,462,634	(922,717)	-63.1%
TOTAL APPROPRIATIONS	2,429,835	-	-	-	-	-	2,429,835	3,425,243	(995,408)	-29.1%
ACCUMULATED DEFICIT										
TOTAL APPROPRIATIONS & ACCUMULATED DEFICIT	2,429,835	-	-	-	-	-	2,429,835	3,425,243	(995,408)	-29.1%
UNRESTRICTED NET POSITION UTILIZED										
Municipality/County Appropriation							-	-	-	#DIV/0!
Other							-	-	-	#DIV/0!
Total Unrestricted Net Position Utilized							-	-	-	#DIV/0!
TOTAL NET APPROPRIATIONS	\$2,429,835	\$ -	\$ -	\$ -	\$ -	\$ -	\$ -	\$ 3,425,243	\$ (995,408)	-29.1%

* Miscellaneous line items may not exceed 5% of total operating appropriations shown below. If amount in miscellaneous is greater than the amount shown below, then the line item must be itemized above.

5% of Total Operating Appropriations \$94,495.90 \$ - \$ - \$ - \$ - \$ - \$ - \$ - \$94,495.90

2015 Adopted Appropriations Schedule

CAMDEN REDEVELOPMENT AGENCY

Adopted Budget

	Operation #1	Operation #2	Operation #3	Operation #4	Operation #5	Operation #6	Total All Operations
OPERATING APPROPRIATIONS							
<i>Administration - Personnel</i>							
Salary & Wages	\$1,046,067						\$1,046,067
Fringe Benefits	349,542						349,542
Total Administration - Personnel	1,395,609	-	-	-	-	-	1,395,609
<i>Administration - Other (List)</i>							
Administration Expense	337,000						337,000
Professional Service Expense	230,000						230,000
Other Admin Expense #3							-
Other Admin Expense #4							-
Miscellaneous Administration*							-
Total Administration - Other	567,000	-	-	-	-	-	567,000
Total Administration	1,962,609	-	-	-	-	-	1,962,609
<i>Cost of Providing Services - Personnel</i>							
Salary & Wages							-
Fringe Benefits							-
Total COPS - Personnel	-	-	-	-	-	-	-
<i>Cost of Providing Services - Other (List)</i>							
Other COPS Expense #1							-
Other COPS Expense #2							-
Other COPS Expense #3							-
Other COPS Expense #4							-
Miscellaneous COPS*							-
Total COPS - Other	-	-	-	-	-	-	-
Total Cost of Providing Services	-	-	-	-	-	-	-
Total Principal Payments on Debt Service in Lieu of Depreciation	-	-	-	-	-	-	-
Total Operating Appropriations	1,962,609	-	-	-	-	-	1,962,609
NON-OPERATING APPROPRIATIONS							
Total Interest Payments on Debt	-	-	-	-	-	-	-
Operations & Maintenance Reserve	1,462,634						1,462,634
Renewal & Replacement Reserve							-
Municipality/County Appropriation							-
Other Reserves							-
Total Non-Operating Appropriations	1,462,634	-	-	-	-	-	1,462,634
TOTAL APPROPRIATIONS	3,425,243	-	-	-	-	-	3,425,243
ACCUMULATED DEFICIT							
TOTAL APPROPRIATIONS & ACCUMULATED DEFICIT	3,425,243	-	-	-	-	-	3,425,243
UNRESTRICTED NET POSITION UTILIZED							
Municipality/County Appropriation	-	-	-	-	-	-	-
Other							-
Total Unrestricted Net Position Utilized	-	-	-	-	-	-	-
TOTAL NET APPROPRIATIONS	\$3,425,243	\$ -	\$ -	\$ -	\$ -	\$ -	\$3,425,243

* Miscellaneous line items may not exceed 5% of total operating appropriations shown below. If amount in miscellaneous is greater than the amount shown below, then the line item must be itemized above.

5% of Total Operating Appropriations	\$98,130.45	\$ -	\$ -	\$ -	\$ -	\$ -	\$ -	\$98,130.45
--------------------------------------	-------------	------	------	------	------	------	------	-------------

5 Year Debt Service Schedule - Principal

CAMDEN REDEVELOPMENT AGENCY

	Fiscal Year Beginning in						Total Principal Outstanding	
	Current Year (2015)	2016	2017	2018	2019	2020		2021
Operation #1								
Debt Issuance #1	\$ -	\$ -	\$ -	\$ -	\$ -	\$ -	\$ -	\$ -
Debt Issuance #2	-	-	-	-	-	-	-	-
Debt Issuance #3	-	-	-	-	-	-	-	-
Debt Issuance #4	-	-	-	-	-	-	-	-
Total Principal	-	-	-	-	-	-	-	-
Operation #2								
Debt Issuance #1	-	-	-	-	-	-	-	-
Debt Issuance #2	-	-	-	-	-	-	-	-
Debt Issuance #3	-	-	-	-	-	-	-	-
Debt Issuance #4	-	-	-	-	-	-	-	-
Total Principal	-	-	-	-	-	-	-	-
Operation #3								
Debt Issuance #1	-	-	-	-	-	-	-	-
Debt Issuance #2	-	-	-	-	-	-	-	-
Debt Issuance #3	-	-	-	-	-	-	-	-
Debt Issuance #4	-	-	-	-	-	-	-	-
Total Principal	-	-	-	-	-	-	-	-
Operation #4								
Debt Issuance #1	-	-	-	-	-	-	-	-
Debt Issuance #2	-	-	-	-	-	-	-	-
Debt Issuance #3	-	-	-	-	-	-	-	-
Debt Issuance #4	-	-	-	-	-	-	-	-
Total Principal	-	-	-	-	-	-	-	-
Operation #5								
Debt Issuance #1	-	-	-	-	-	-	-	-
Debt Issuance #2	-	-	-	-	-	-	-	-
Debt Issuance #3	-	-	-	-	-	-	-	-
Debt Issuance #4	-	-	-	-	-	-	-	-
Total Principal	-	-	-	-	-	-	-	-
Operation #6								
Debt Issuance #1	-	-	-	-	-	-	-	-
Debt Issuance #2	-	-	-	-	-	-	-	-
Debt Issuance #3	-	-	-	-	-	-	-	-
Debt Issuance #4	-	-	-	-	-	-	-	-
Total Principal	-	-	-	-	-	-	-	-
TOTAL PRINCIPAL ALL OPERATIONS								
	\$ -	\$ -	\$ -	\$ -	\$ -	\$ -	\$ -	\$ -

Indicate the Authority's most recent bond rating and the year of the rating by ratings service.

Bond Rating	Moody's	Fitch	Standard & Poors
Year of Last Rating	N/A	N/A	0

5 Year Debt Service Schedule - Interest

CAMDEN REDEVELOPMENT AGENCY

	Fiscal Year Beginning in						Total Interest Payments Outstanding		
	Current Year (2015)	2016	2017	2018	2019	2020		2021	Thereafter
Operation #1									
Debt Issuance #1	\$		\$		\$		\$		\$
Debt Issuance #2									
Debt Issuance #3									
Debt Issuance #4									
Total Interest Payments									
Operation #2									
Debt Issuance #1									
Debt Issuance #2									
Debt Issuance #3									
Debt Issuance #4									
Total Interest Payments									
Operation #3									
Debt Issuance #1									
Debt Issuance #2									
Debt Issuance #3									
Debt Issuance #4									
Total Interest Payments									
Operation #4									
Debt Issuance #1									
Debt Issuance #2									
Debt Issuance #3									
Debt Issuance #4									
Total Interest Payments									
Operation #5									
Debt Issuance #1									
Debt Issuance #2									
Debt Issuance #3									
Debt Issuance #4									
Total Interest Payments									
Operation #6									
Debt Issuance #1									
Debt Issuance #2									
Debt Issuance #3									
Debt Issuance #4									
Total Interest Payments									
TOTAL INTEREST ALL OPERATIONS	\$		\$		\$		\$		\$

2016 Net Position Reconciliation

CAMDEN REDEVELOPMENT AGENCY

For the Period January 1, 2016 to December 31, 2016

Proposed Budget

	Operation #1	Operation #2	Operation #3	Operation #4	Operation #5	Operation #6	Total All Operations
TOTAL NET POSITION BEGINNING OF CURRENT YEAR (1)	\$16,363,432	\$	\$	\$	\$	\$	\$16,363,432
Less: Invested in Capital Assets, Net of Related Debt (1)	15,177,897	-	-	-	-	-	15,177,897
Less: Restricted for Debt Service Reserve (1)	-	-	-	-	-	-	-
Less: Other Restricted Net Position (1)	-	-	-	-	-	-	-
Total Unrestricted Net Position (1)	1,185,535	-	-	-	-	-	1,185,535
Less: Designated for Non-Operating Improvements & Repairs	-	-	-	-	-	-	-
Less: Designated for Rate Stabilization	-	-	-	-	-	-	-
Less: Other Designated by Resolution	-	-	-	-	-	-	-
Plus: Accrued Unfunded Pension Liability (1)	-	-	-	-	-	-	-
Plus: Accrued Unfunded Other Post-Employment Benefit Liability (1)	-	-	-	-	-	-	-
Plus: Estimated Income (Loss) on Current Year Operations (2)	-	-	-	-	-	-	-
Plus: Other Adjustments (attach schedule)	-	-	-	-	-	-	-
UNRESTRICTED NET POSITION AVAILABLE FOR USE IN PROPOSED BUDGET	1,185,535	-	-	-	-	-	1,185,535
Unrestricted Net Position Utilized to Balance Proposed Budget	-	-	-	-	-	-	-
Unrestricted Net Position Utilized in Proposed Capital Budget	-	-	-	-	-	-	-
Appropriation to Municipality/County (3)	-	-	-	-	-	-	-
Total Unrestricted Net Position Utilized in Proposed Budget	-	-	-	-	-	-	-
PROJECTED UNRESTRICTED UNDESIGNATED NET POSITION AT END OF YEAR	\$ 1,185,535	\$	\$	\$	\$	\$	\$ 1,185,535
(4)							

(1) Total of all operations for this line item must agree to audited financial statements.

(2) Include budgeted and unbudgeted use of unrestricted net position in the current year's operations.

(3) Amount may not exceed 5% of total operating appropriations. See calculation below.

Maximum Allowable Appropriation to Municipality/County

\$ 94,496

(4) If Authority is projecting a deficit for any operation at the end of the budget period, the Authority must attach a statement explaining its plan to reduce the deficit.

including the timeline for elimination of the deficit, if not already detailed in the budget narrative section.

2016
CAMDEN
REDEVELOPMENT
AGENCY

AUTHORITY
CAPITAL
BUDGET/
PROGRAM

2016 CERTIFICATION OF AUTHORITY CAPITAL BUDGET/PROGRAM


CAMDEN REDEVELOPMENT AGENCY

FISCAL YEAR: FROM: January 1, 2016 TO: December 31, 2016

It is hereby certified that the Authority Capital Budget/Program annexed hereto is a true copy of the Capital Budget/Program approved, pursuant to N.J.A.C. 5:31-2.2, along with the Annual Budget, by the governing body of the Camden Redevelopment Agency, on the 21 day of October, 2015.

OR

It is hereby certified that the governing body of the Camden Redevelopment Agency have elected **NOT** to adopt a Capital Budget /Program for the aforesaid fiscal year, pursuant to N.J.A.C. 5:31-2.2 for the following reason(s): **The Agency does not perform capital projects.**

Officer's Signature:			
Name:	Johanna S Conyer		
Title:	Director of Finance		
Address:	520 Market Street, Suite 1300 Camden, NJ 08101		
Phone Number:	856-968-3544	Fax Number:	856-968-3541
E-mail address	joconyer@ci.camden.nj.us		

2016 Proposed Capital Budget

CAMDEN REDEVELOPMENT AGENCY

For the Period January 1, 2016 to December 31, 2016

	Estimated Total Cost	<i>Funding Sources</i>				
		Unrestricted Net Position Utilized	Renewal & Replacement Reserve	Debt Authorization	Capital Grants	Other Sources
<i>Operation #1</i>						
Project A Description	\$ -	\$ -	\$ -	\$ -	\$ -	\$ -
Project B Description	-	-	-	-	-	-
Project C Description	-	-	-	-	-	-
Project D Description	-	-	-	-	-	-
Total	-	-	-	-	-	-
<i>Operation #2</i>						
Project A Description	-	-	-	-	-	-
Project B Description	-	-	-	-	-	-
Project C Description	-	-	-	-	-	-
Project D Description	-	-	-	-	-	-
Total	-	-	-	-	-	-
<i>Operation #3</i>						
Project A Description	-	-	-	-	-	-
Project B Description	-	-	-	-	-	-
Project C Description	-	-	-	-	-	-
Project D Description	-	-	-	-	-	-
Total	-	-	-	-	-	-
<i>Operation #4</i>						
Project A Description	-	-	-	-	-	-
Project B Description	-	-	-	-	-	-
Project C Description	-	-	-	-	-	-
Project D Description	-	-	-	-	-	-
Total	-	-	-	-	-	-
<i>Operation #5</i>						
Project A Description	-	-	-	-	-	-
Project B Description	-	-	-	-	-	-
Project C Description	-	-	-	-	-	-
Project D Description	-	-	-	-	-	-
Total	-	-	-	-	-	-
<i>Operation #6</i>						
Project A Description	-	-	-	-	-	-
Project B Description	-	-	-	-	-	-
Project C Description	-	-	-	-	-	-
Project D Description	-	-	-	-	-	-
Total	-	-	-	-	-	-
TOTAL PROPOSED CAPITAL BUDGET	\$ -	\$ -	\$ -	\$ -	\$ -	\$ -

Enter brief description of up to four projects for each operation above. For operations with more than four budgeted projects, please attach additional schedules. Input total amount of all projects for the operation on single line and enter "See Attached Schedule" instead of project description.

5 Year Capital Improvement Plan

CAMDEN REDEVELOPMENT AGENCY

For the Period January 1, 2016 to December 31, 2016

	Estimated Total Cost	<i>Fiscal Year Beginning in</i>				
		Current Year Proposed Budget	2017	2018	2019	2020
Operation #1						
Project A Description	\$ -	\$ -	\$ -	\$ -	\$ -	\$ -
Project B Description	-	-	-	-	-	-
Project C Description	-	-	-	-	-	-
Project D Description	-	-	-	-	-	-
Total	-	-	-	-	-	-
Operation #2						
Project A Description	-	-	-	-	-	-
Project B Description	-	-	-	-	-	-
Project C Description	-	-	-	-	-	-
Project D Description	-	-	-	-	-	-
Total	-	-	-	-	-	-
Operation #3						
Project A Description	-	-	-	-	-	-
Project B Description	-	-	-	-	-	-
Project C Description	-	-	-	-	-	-
Project D Description	-	-	-	-	-	-
Total	-	-	-	-	-	-
Operation #4						
Project A Description	-	-	-	-	-	-
Project B Description	-	-	-	-	-	-
Project C Description	-	-	-	-	-	-
Project D Description	-	-	-	-	-	-
Total	-	-	-	-	-	-
Operation #5						
Project A Description	-	-	-	-	-	-
Project B Description	-	-	-	-	-	-
Project C Description	-	-	-	-	-	-
Project D Description	-	-	-	-	-	-
Total	-	-	-	-	-	-
Operation #6						
Project A Description	-	-	-	-	-	-
Project B Description	-	-	-	-	-	-
Project C Description	-	-	-	-	-	-
Project D Description	-	-	-	-	-	-
Total	-	-	-	-	-	-
TOTAL	\$ -	\$ -	\$ -	\$ -	\$ -	\$ -

Project descriptions entered on Page CB-3 will carry forward to Pages CB-4 and CB-5. No need to re-enter project descriptions above.

5 Year Capital Improvement Plan Funding Sources

CAMDEN REDEVELOPMENT AGENCY

For the Period January 1, 2016 to December 31, 2016

Funding Sources

	Estimated Total Cost	Unrestricted Net Position Utilized	Renewal & Replacement Reserve	Debt Authorization	Capital Grants	Other Sources
<i>Operation #1</i>						
Project A Description	\$ -	\$ -	\$ -	\$ -	\$ -	\$ -
Project B Description	-	-	-	-	-	-
Project C Description	-	-	-	-	-	-
Project D Description	-	-	-	-	-	-
Total	-	-	-	-	-	-
<i>Operation #2</i>						
Project A Description	-	-	-	-	-	-
Project B Description	-	-	-	-	-	-
Project C Description	-	-	-	-	-	-
Project D Description	-	-	-	-	-	-
Total	-	-	-	-	-	-
<i>Operation #3</i>						
Project A Description	-	-	-	-	-	-
Project B Description	-	-	-	-	-	-
Project C Description	-	-	-	-	-	-
Project D Description	-	-	-	-	-	-
Total	-	-	-	-	-	-
<i>Operation #4</i>						
Project A Description	-	-	-	-	-	-
Project B Description	-	-	-	-	-	-
Project C Description	-	-	-	-	-	-
Project D Description	-	-	-	-	-	-
Total	-	-	-	-	-	-
<i>Operation #5</i>						
Project A Description	-	-	-	-	-	-
Project B Description	-	-	-	-	-	-
Project C Description	-	-	-	-	-	-
Project D Description	-	-	-	-	-	-
Total	-	-	-	-	-	-
<i>Operation #6</i>						
Project A Description	-	-	-	-	-	-
Project B Description	-	-	-	-	-	-
Project C Description	-	-	-	-	-	-
Project D Description	-	-	-	-	-	-
Total	-	-	-	-	-	-
TOTAL	\$ -	\$ -	\$ -	\$ -	\$ -	\$ -
Total 5 Year Plan per CB-4	\$ -					
Balance check						

- If amount is other than zero, verify that projects listed above match projects listed on CB-4.

Project descriptions entered on Page CB-3 will carry forward to Pages CB-4 and CB-5. No need to re-enter project descriptions above.